

# KEVIN'S LIMITER

# KEVIN'S LIMITER



---

# KEVIN'S LIMITER

---

User's Guide

Version 1.1.5: For Mac & Windows

Created by: Metric Halo & Make Believe Studios 2023



# TABLE OF CONTENTS

---

BASICS .....	Page 04
PLUG-IN HEADERS .....	Page 05
PLUG-IN HEADERS .....	Page 06
PLUG-IN SETTINGS .....	Page 07
SYSTEM REQUIREMENTS .....	Page 08



*Figure 23.2 MBEQ Plug in.*

Kevin's Limiter makes stuff sound better. Not the cleanest, but it just sounds great! It's either off or on! We made this limiter for Kevin!

# PLUG-IN HEADERS

---

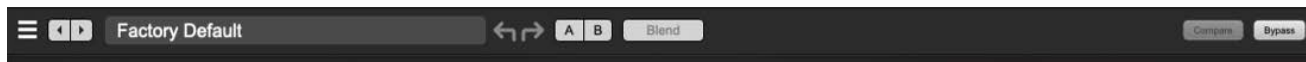


Figure 23.3 Metric Halo Plugin Header

## Plug-in Headers

All of the plug-in UI's share the plug-in header at the top of the window. This header provides generic services for managing the state of any plug-in. We really recommended that you spend some time getting familiar with the UI's preset system. It allows you to access all of your presets from any DAW you may be working in.

The plug-in window header includes a hamburger menu, Preset name/selection, “Compare” and “Bypass”.



Figure 23.4 Metric Halo Plugin Header Close up.

When you make changes to any plug-in parameters, the plug-in preset selector title will italicize, and the “Compare” button will activate. Toggling “Compare” switches between the saved preset settings (named in italics) and the changes you've made.

- The Plug-in Hamburger menu breaks down as follows:

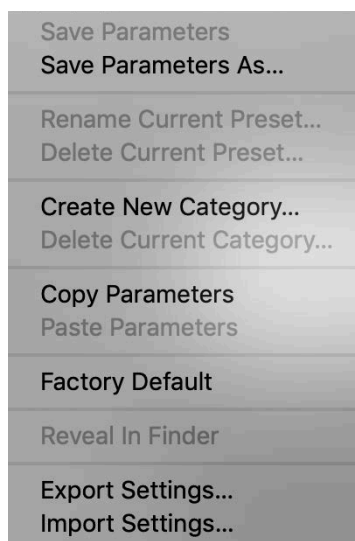


Figure 22.5 Metric Halo Plug-in Hamburger Menu.

- **Save Parameters** writes the current plug-in parameters to the current preset.
- **Save Parameters As...** opens a dialog box where you can name and choose a category for your current plug-in settings.
- **Rename Current Preset...** lets you rename the current preset.
- **Delete Current Preset...** deletes the current preset.
- **Create New Category...** lets you create a new preset category for the current plug-in type.
- **Delete Current Category...** deletes the current preset category.

# PLUG-IN HEADERS

---

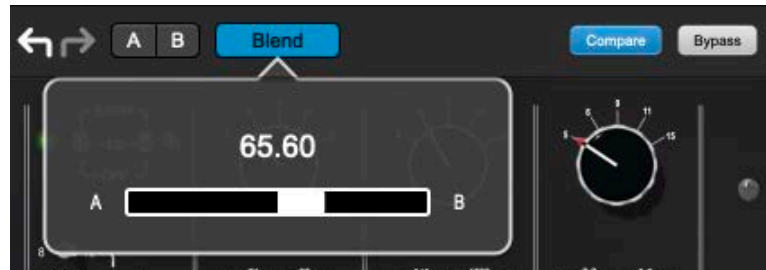


Figure 23.8 Metric Halo Blend Menu.

## Undo/Redo

- This now includes undo/redo support for the plugin inside the plugin itself (with no dependence on the host)
- It is represented by the grey left and right arrows.

## A/B Blend

- This now has A and B registers
  - Light Grey means it is empty
  - Dark Grey means it has settings, but is unselected
  - Blue means it has settings and is selected
- Clicking on an empty register sets it to the current settings
- <option> Clicking on an register sets it to the current settings
- Changing settings when a register is selected will change the settings in the register
- The blend button allows you to interpolate between the settings in the A and B registers
- Click to popup the blend control
- Blend is an automatable parameter for hosts that support automation
- The A/B and blend settings are stored and recalled as part of the plugin state (but not presets)

# PLUG-IN SETTINGS

---

- **Copy Parameters...** copies the current parameter set so you can paste them to another instance of the same type plug-in.
- **Paste Parameters...** pastes the copied parameters. Note that pasting a parameter set over an existing named preset will change the preset name field to: [No Preset].
- **Factory Default...** loads the factory default settings for this plug-in.
- **Reveal In Finder...** opens the folder in which the current preset is saved. Usually this will be **your ~User/Library/Preferences/MIOPlugInPresets folder, but there are no limitations.**
- **Export Settings...** is like “Save Parameters As...”, but lets you save the preset to any location on any available storage.
- **Import Settings...** will import any Metric Halo 2d or 3d preset file of the same type as the current plug-in.

Shortcut: Drag any Metric Halo preset file into the desired Insert slot in the 3d Mixer. Remember to “Save Parameters As...”, to keep the import available in your preset library

The parameter library is automatically shared amongst all instances of a particular plug-in type, including preset categories. Actually, it is automatically shared amongst all instances of compatible plug-in types, so MIOStrip Mono and MIOStrip Stereo automatically share preset libraries.

- Preset Name/selector menu:

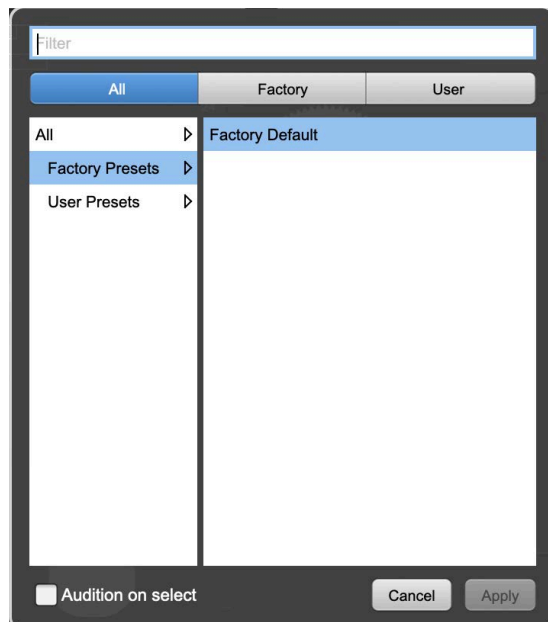


Figure 23.9 Metric Halo Preset Name/selector menu.

The Preset selector will open to show all the available preset categories, and the presets within those categories.

Note that the Production plug-ins which share presets with the AU/VST/AAX *MH Production Bundle* plugs also include “All”, “Factory” and “User” preset category headers.

# SYSTEM REQUIREMENTS

---

Mac OS X 10.8.5 or newer. Intel Processor or Apple Silicon. AU, VST, or AAX (ProTools 11 & newer DSP & Native) host. 64 bit

Windows 10 or newer. Intel Processor. VST or AAX (Pro Tools 10, 11 & 12 DSP & Native) host. 64 bit

# LICENSING REQUIREMENTS

---

iLok.com account

iLok dongle is optional — you may install the license on iLok for portability Only one license required – works on all supported platforms